




□ 12 SMART cap assembly diagram

SPD2



$$(h) = (h1) + (h3)$$



12 □ 12 Unit (h1)

Page 65







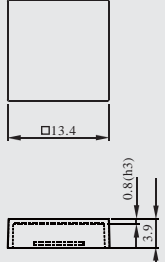
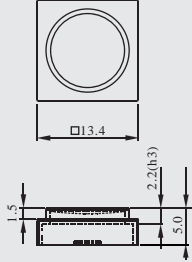
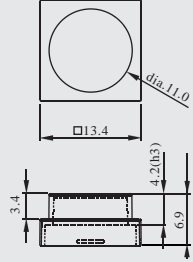
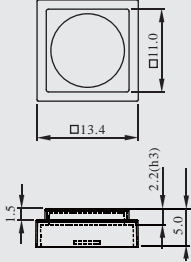
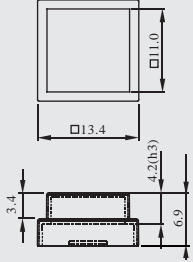
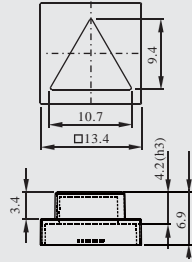


12 □ 12 Cap (h3)

Page 46





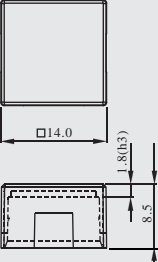
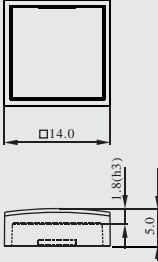
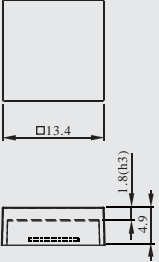
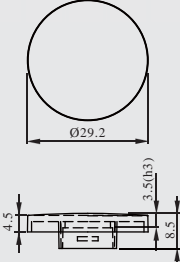


□ 12 SMART cap option

Shape						
Dimension						
Transparent	YCV037T	YCV038T	YCV039T	YCV040T	YCV041T	YCV042T
White						
Ice						
Snow						
Transparent Black						
Red						
Yellow						
Green						
Black						
Orange						
Blue						
Grey						
SPD2 (h)	8.8mm	10.2mm	12.2mm	10.2mm	12.2mm	12.2mm
SPL12	8.8mm	10.2mm	12.2mm	10.2mm	12.2mm	12.2mm



□ 12 SMART cap option

Shape						
Dimension						
Transparent	YCV043T	YCV044T	YCV054T			
White	YCV0434	YCV0444				
Ice						
Snow						
Transparent Black						
Red						
Yellow						
Green						
Black						
Orange						
Blue						
Grey						
Paint Black				YCA0624-01-L001		
SPD2 (h)	9.8mm	9.8mm	9.8mm	11.5mm		
SPL12	9.8mm	9.8mm	9.8mm	11.5mm		